


# Maths

11.01.21



# L.O.

- ▶ This week we are going to be looking at capacity and mass. At school we follow White Rose Maths. This week we will be using the White Rose home learning videos and activities. Please follow this link.
- ▶ <https://whiterosemaths.com/homelearning/early-years/alive-in-5-week-3/>
- ▶ There is a video to watch and an activity to complete each day.
- ▶ Please also look at the following slides for a daily maths warm up.

# Day 1

Daily maths warm up!

Click on this link [https://www.youtube.com/watch?v=PSIA-u\\_ABmU](https://www.youtube.com/watch?v=PSIA-u_ABmU)  
Subitising to 5.

# Day 2

Daily maths warm up!

Search around your house. Can you find objects that are these shapes? Ready, steady, go!




circle



rectangle



triangle



oval

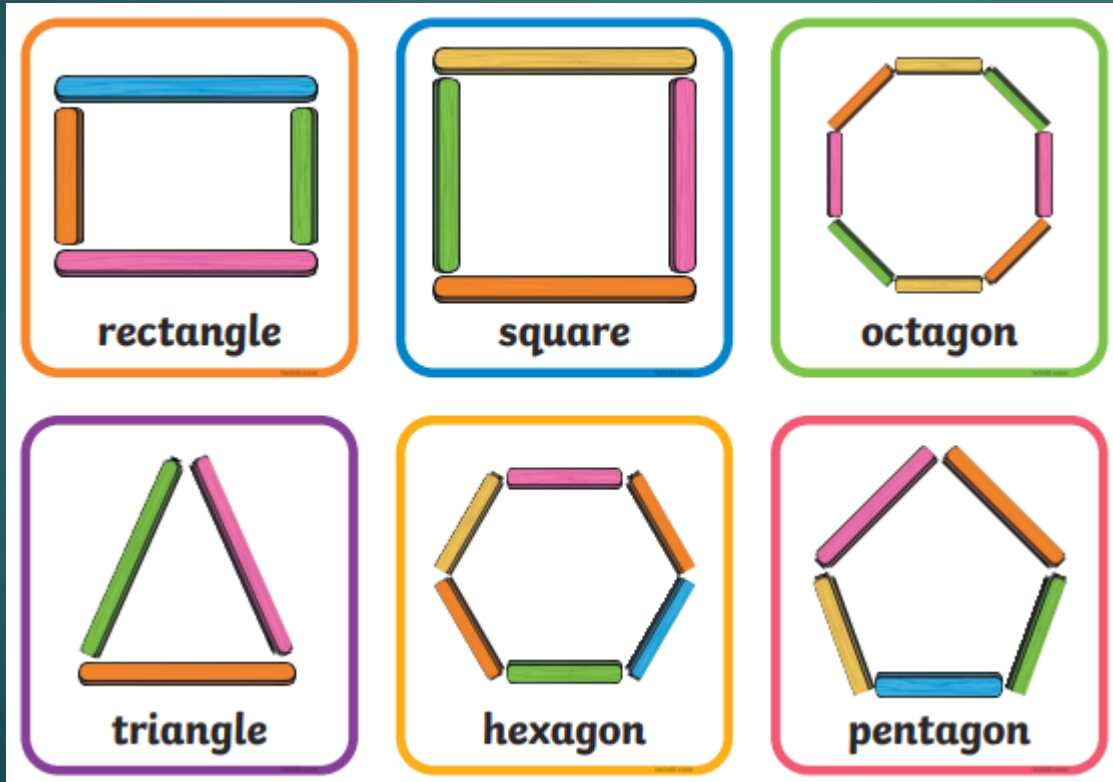


square

# Day 3

Daily maths warm up!

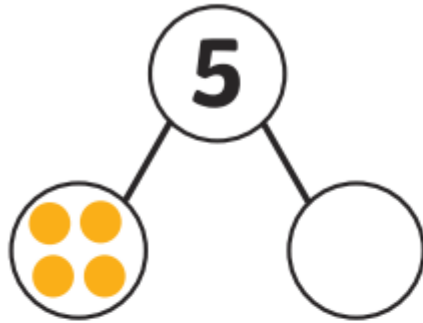
Find some spaghetti, sticks or straws. Have a go at making these shapes.



# Day 4

Daily maths warm up!

Complete the part-whole model.



Draw some frogs on the other log to make 5.




How many frogs did you add?

Draw some red counters on the five-frame so it has 5 counters in total.



How many counters did you add to the five-frame?

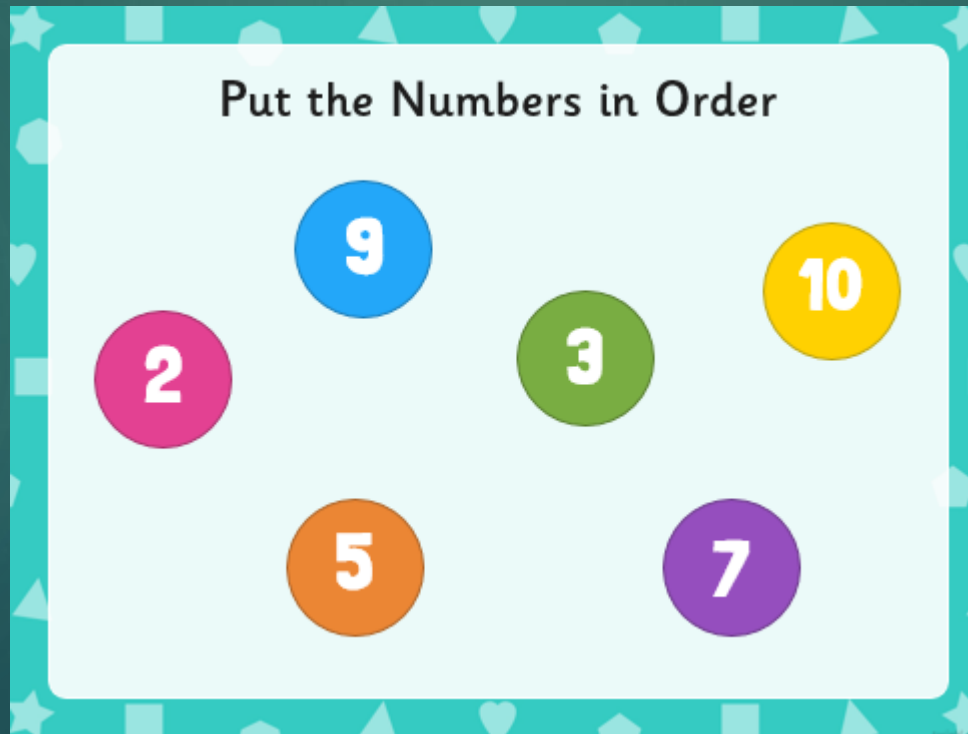
A farmer had 5 sheep. 1 sheep is in the first field. Circle the number of sheep that should be in the second field.



# Day 5

Daily maths warm up!

Put the Numbers in Order



2 9 3 10 5 7

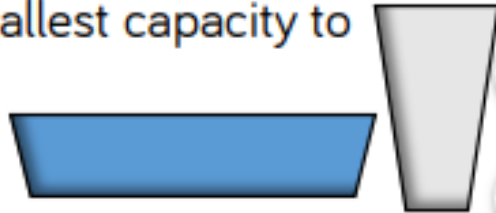


If you would like an extra challenge in maths this week you could...

## Which Holds More?

Provide a tall narrow container and a wide shallow one. Ask the children to predict which will hold more water? How could they check? Encourage the children to try different methods.

More containers could be added and the children asked to order them from smallest capacity to greatest.



## Order objects.

Choose 6 objects from around your house. Can you put these objects in order from lightest to heaviest.